

**ICC - Echo Beds BC1180/76, BC2380/76,
BD2380/76, BE1180/76-BE2180/76**



Yes, you can.

Parts Catalog Usage Guide

The information contained in this document is subject to change without notice. This catalog contains service parts for Form No. 09-081ICCI. If you have any questions regarding this catalog, please contact one of our Customer Service Representatives.



SYMBOL DEFINITION

Throughout this catalog you will notice letters to draw your attention to specific footnotes which are located at the bottom of the page or below specified charts.

Examples:

- A,B,C etc. = Special Comments
- NOTE: = General information pertaining to that specific page
- NLA = No Longer Available

HARDWARE MEASUREMENTS

The measurements for the hardware will be listed as follows:

- Screws, Bolts Diameter X Thread Count/Pitch X Length
- Washers Inside Diameter X Outside Diameter X Thickness
- Spacers Inside Diameter X Outside Diameter X Length

For your convenience, we have supplied an area for you to list your Invacare Representatives.

Name	Phone Numbers

© 2018 Invacare Corporation. Invacare, the Medallion Design and Yes, You can. are registered trademarks of the Invacare Corporation.


TABLE of CONTENTS

Description	Page Number
Bed Rails - BC1180/76	23
Bed Rails - BC2380/76	25
Bed Rails - BD2380/76	27
Bed Rails - BE1180/76 - BE2180/76	30
Echo Decks Service Parts Replacement Guide	33
Electronics and Pendants - BC1180/76	3
Electronics and Pendants - BC2380/76	5
Electronics and Pendants - BD2380/76	7
Electronics and Pendants - BE1180/76-BE2180/76	9
Steel and Frame Parts - BC1180/76	11
Steel and Frame Parts - BC1180/76 - (continued)	13
Steel and Frame Parts - BC2380/76	15
Steel and Frame Parts - BC2380/76 - (continued)	17
Steel and Frame Parts - BD2380/76	19
Steel and Frame Parts - BD2380/76 - (continued)	21


Electronics and Pendants - BC1180/76



Red Plug




Shaft Approx. 1 Ft. - Blue Plug



Shaft Approx. 4-1/2 Ft. - White Plug



DB9 Connector



DB9 Connector



DB9 Connector




9



RJ48 Connector




10



11



12



13



14

SICC_097A

Electronics and Pendants - BC1180/76


Item Number	Note	Part Number	Description	Quantity Per	
				Package	Assembly
1		MTRM2133	Actuator, Head (Red Plug) rEF. #61832-1005270-01	1	1
2		MISC022	Cable, Extension - Head Motor	1	1
3		MTRM2102	Actuator, Foot (Blue Plug) 115V ~ 60Hz	1	1
4		MTRM2150	Actuator, HILO (White Plug) 115V ~ 60Hz	1	1
5		JNCTNBOX	Junction Control Box	1	1
6	A	PNDNT2FNCIV	Pendant, 2 Function	1	1
7	A	1190227	Pendant, Six Function (w/ Velcro Strip and DB9 Connector) Linak # PNDNT-6FNC-1-2	1	1
8	A	1190232	Pendant, Six Function (w/ Strap and DB9 Connector) Linak # PNDNT-6FNC-1-2	1	1
9	A	1190225	Cable, Conversion	1	1
10	B	PNDNT6FNCIV3	Pendant, Six Function (w/ Velcro Strip and RJ48 Connector) Linak # PNDNT-6FNC-1-2	1	1
11		1186847	Holster, Pendant	1	1
12	A	PNDNTYCABLE	Cable, Y, Pendant	1	1
13	B	JNCTNDC40	Cable, Y, Pendant	1	1
14	B	PNDNTEXTCABLE	Cable, Pendant	1	1

NOTE: A - Beds manufactured Before 11/22/07
B - Beds manufactured After 11/21/07

Electronics and Pendants - BC2380/76



Red Plug



Shaft Approx. 1 Ft. - Blue Plug



Shaft Approx. 1-1/2 Ft. - White Plug



Comes w/ Ground Wire and Clips



DB9 Connector




DB9 Connector



DB9 Connector



DB9 Connector



SICC_098A

Electronics and Pendants - BC2380/76

Item Number	Note	Part Number	Description	Quantity Per	
				Package	Assembly
1		MTRM1633	Actuator, Head (Red Plug) Ref. #61831-0795280-01	1	1
1		MTRM1633HC8 0-NLA	NLA - Actuator, Head - Bed (80")	1	1
2		MISC022	Cable, Extension - Head Motor	1	1
3		MTRM1702	Foot Actuator (Blue Plug)	1	1
4		MTRM1750-NLA	NLA - Hilo Actuator (White Plug)	1	1
5	A	JNCTNBOX	Junction Control Box	1	1
6	B	JNCTNBOXKIT1	Junction Control Box (Comes w/ Ground Wire & Clips)	1	1
7		PNDNT2FNCIV	Pendant, 2 Function	1	1
8	C	1190228	Kit, Pendant, New Assist Rails, Linak # PNDNT-6FNC-1-2	1	1
9	C	1190233	Kit, Pendant, Full/Partial Rails, Linak # PNDNT-6FNC-1-2 (With DB9 Connector)	1	1
10	C	PNDNTKIT3	Kit, Pendant, Assist Rails (Old Square), Linak # PNDNT-6FNC-1-2 (With DB9 Connector) (May 01 - July 02)	1	1
11		PNDNTYCABLE	Cable, Y, Pendant	1	1
12		1190225	Cable, Conversion	1	1


NOTE: A - Beds manufactured After 11/29/01
 B - Beds manufactured Before 11/29/01
 C - Reference Linak #PNDNT-6FNC-1-2

Electronics and Pendants - BD2380/76

NOTE: This Bed is obsolete and only parts listed are currently available.



1 Shaft Approx. 3 Ft. - Red Plug



2 Shaft Approx. 1 Ft. - Blue Plug



3 Shaft Approx. 1-1/2 Ft. - White Plug




SICC_099A



DB9 Connector



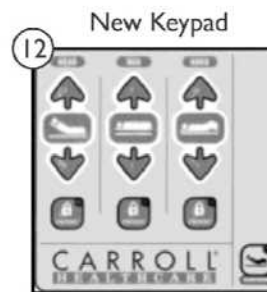
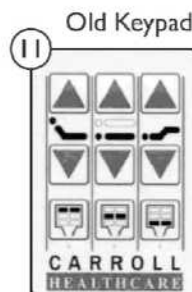
DB9 Connector



DB9 Connector



DB9 Connector



Electronics and Pendants - BD2380/76

NOTE: This Bed is obsolete and only parts listed are currently available.


Item Number	Note	Part Number	Description	Quantity Per	
				Package	Assembly
1	A	MTRM1703	Head Actuator (Red Plug)	1	1
2	B	MTRM1702	Foot Actuator (Blue Plug)	1	1
3	D	MTRM2150	Actuator, HILO (White Plug) 115V ~ 60Hz	1	1
	E	KIT82-NLA	NLA - HiLo Actuator (White Plug) (Includes Jagaer Hilo Motor and Drive Tube w/ Hardware)	1	1
4	F	JNCTNBOX	Junction Control Box	1	1
5		PNDNT2FNCIV	Pendant, 2 Function	1	1
6	C	1190228	Kit, Pendant, New Assist Rails, Linak # PNDNT-6FNC-1-2	1	1
7	C	1190233	Kit, Pendant, Full/Partial Rails, Linak # PNDNT-6FNC-1-2 (With DB9 Connector)	1	1
8	C	PNDNTKIT3	Kit, Pendant, Assist Rails (Old Square), Linak # PNDNT-6FNC-1-2 (With DB9 Connector) (May 01 - July 02)	1	1
9		PNDNTYCABLE	Cable, Y, Pendant	1	1
10		1190225	Cable, Conversion	1	1
11		OLD KEYPAD-NLA	NLA - Membrane Pad for 151 Only	1	1
12	G	JNCTNDC20C	Membrane Pad for 151 Only	1	1

NOTE: A - Reference #V07508AW76U
 B - Reference #V07508AX76U
 C - Reference Linak #PNDNT-6FNC-1-2
 D - Used After 4/19/00. Must use second hole on shaft.
 E - Used Before 4/20/00 White Plug. Ref. 6183M-1905220-01
 F - Used After 11/29/01. Ref. NAX5105-3A29MPZ
 G - Beds built Before 8/16/04 need to replace Head and Footboards with New Membrane Pad.


Electronics and Pendants - BE1180/76-BE2180/76



1 Shaft Approx. 3 Ft. - Red Plug



2 Shaft Approx. 1 Ft. - Blue Plug




3 Shaft Approx. 4-1/2 Ft. - White Plug



5 SICC_100A




6 DB9 Connector



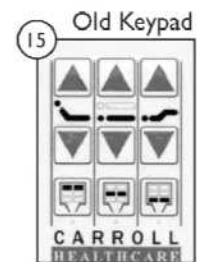


7 DB9 Connector



8 DB9 Connector



10 RJ48 Connector







Electronics and Pendants - BE1180/76-BE2180/76

Item Number	Note	Part Number	Description	Quantity Per	
				Package	Assembly
1	A	MTRM2103	Actuator, Head (Red Plug) 115V ~ 60Hz	1	1
2	B	MTRM2102	Actuator, Foot (Blue Plug) 115V ~ 60Hz	1	1
3	C	MTRM2150	Actuator, HILO (White Plug) 115V ~ 60Hz	1	1
4	D	JNCTNBOX	Junction Control Box	1	1
5	E	JNCTNBOXMEM	Junction Box Membrane	1	1
6	F	PNDNT2FNCIV	Pendant, 2 Function	1	1
7	F	1190227	Pendant, Six Function (w/ Velcro Strip and DB9 Connector) Linak # PNDNT-6FNC-1-2	1	1
8	F	1190232	Pendant, Six Function (w/ Strap and DB9 Connector) Linak # PNDNT-6FNC-1-2	1	1
9	F	1190225	Cable, Conversion	1	1
10	G	PNDNT6FNCIV3	Pendant, Six Function (w/ Velcro Strip and RJ48 Connector) Linak # PNDNT-6FNC-1-2	1	1
11		1186847	Holster, Pendant	1	1
12	F	PNDNTYCABLE	Cable, Y, Pendant	1	1
13	G,H	JNCTNDC40	Cable, Y, Pendant	1	1
14	G,H	PNDNTEXTCABLE	Cable, Pendant	1	1
15		OLD KEYPAD-NLA	NLA - Membrane Pad for 151 Only	1	1
16	I	JNCTNDC20C	Membrane Pad for 151 Only	1	1

NOTE: A - Reference #61833-1253270-01
 B - Reference #61833-0703270-01
 C - Reference #61833-1955270-02. Beds manufactured between 8/03/04-10/02/07 requires TBR118164112P (Order through SFI Medical Equipment Solutions).
 D - Reference #NAX5105-3A29MPZ
 E - For use on Membrane Beds only After 8/16/05
 F - Beds manufactured Before 11/22/07
 G - Beds manufactured After 11/21/07
 H - Item numbers 13 and 14 are required to be used together.
 I - Beds built Before 8/16/04 need to replace Head and Footboard with New Membrane Pad.

Steel and Frame Parts - BC1180/76






SICC_101A

Steel and Frame Parts - BC1180/76

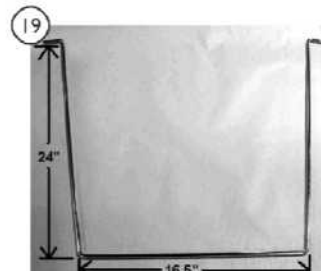
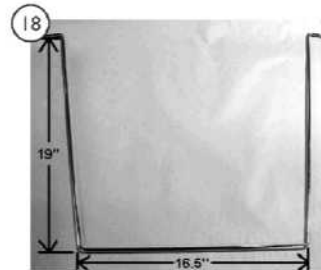

Item Number	Note	Part Number	Description	Quantity Per	
				Package	Assembly
1		1185149	Head Gatch Assembly (Black Insert w/ Steel Pin)	1	1
2		GATFOOTASSY 1-NLA	NLA - Foot Gatch (Black Insert with Steel Pin)	1	1
3		HILO0005EPNT	Hilo Gatch, Manual/Electric	1	1
4		LEG0012-NLA	NLA - Hilo Leg Assembly - Both	1	1
5		MNR19RHCAHP -NLA	NLA - Rail, Main, Head End - Right	1	1
6		MNR19LHCAHP -NLA	NLA - Rail, Main, Head End - Left	1	1
7		MNR19RHCAFP -NLA	NLA - Rail, Main, Foot End - Right	1	1
8		MNR19LHCAFP- NLA	NLA - Rail, Bed, Foot End - Left	1	1
9		MTRMNTHCPN T-NLA	NLA - Tube, Head Motor Mount	1	1
10	A	MTRBRACKP1	Bracket, Motor Mount, Floating	1	1
11		KITHOMECARE	Kit, Hardware	1	1
12	A	TBR118163918P	Tube, Drive, Electric, Hilo	1	1
13		MTRDRV TUBEG LI-NLA	NLA - Glide, Tube - Hilo Drive	1	1
14		LNK0015PNT-N LA	NLA - Drive Tube Linkage	1	1
15		LNK0016PNT	Leg Linkage, Die Cast	1	1

NOTE: A - Order through SFI Medical Solutions.

Steel and Frame Parts - BC1180/76 - (continued)



SICC_112A





Steel and Frame Parts - BC1180/76 - (continued)


Item Number	Note	Part Number	Description	Quantity Per	
				Package	Assembly
1	A	LEG0005PNT-NLA	NLA - HILO Leg	1	1
2		LEG0014LPNT-NLA	NLA - Leg, Die Cast - Left Side	1	1
3		LEG0014RPNT-NLA	NLA - Die Cast Leg - Right Side	1	1
4		WHLEW1520R	Caster, Non-Locking (3")	1	1
5		WHLEW1520RRB	Caster, Locking	1	1
6	A	MNT0018PNT	Crank Mount Plate, Painted	1	1
7		CRKMTRHILOASY	Handle, Crank - Emergency	1	1
8		1186525	Post, Head	1	1
9		1186524	Post, Foot	1	1
10		KIT78	Kit, Head & Foot Board Mounting Hardware	1	1
			Knob, Three Arm	1	2
11		GLDBEDFOOT	Foot, Bed - Rubber Santoprene	1	1
12		1186862	Plug, Under Bed Foot	1	1
13		PIN380212	Clevis Pin (3/8 x 2-1/2" L)	1	1
14		PINBOW516	Pin, Cotter, Bowtie	1	1
15		MATTKPRKIT	Kit, Mattress Keeper, Left and Right Corners	1	1
			Mattress Keeper, Left Corner	1	2
			Mattress Keeper, Right Corner	1	2
16		KIT19EECHOE-NLA	NLA - Kit, Extension - Electric (4") (Includes one Emergency Crank Handle. Must order DECK00-05K-IT or Kit will not work)	1	1
17	B	GLDBUMPER	Rubber Bed Foot & Wall Bumper (Optional, 2 per Wireform)	1	2
18		WB00076ECHO P-NLA	NLA - Wireform Wall Bumper, 76"	1	1
19		WBB80ECHOP	Wire Form Wall Bumper, 80"	1	1

NOTE: A - Order through SFI Medical Solutions.
B - Rubber Bumper for Wireforms are optional. (2 per Wireform).

Steel and Frame Parts - BC2380/76



SICC_102A




Steel and Frame Parts - BC2380/76

Item Number	Note	Part Number	Description	Quantity Per	
				Package	Assembly
1	A	GATHEADLHA SY-NLA	NLA - Head Gatch (Pushpin on end of round tube)	1	1
2	B	1185149	Head Gatch Assembly (Black Insert w/ Steel Pin)	1	1
3	A	GATFOOTLHA SY-NLA	NLA - Foot Gatch (Pushpin on end of round tube)	1	1
4	B	GATFOOTASSY 1-NLA	NLA - Foot Gatch (Black Insert with Steel Pin)	1	1
5	C	HILO0005EPNT	Hilo Gatch, Manual/Electric	1	1
6		LEG0012-NLA	NLA - Hilo Leg Assembly - Both	1	1
7		MNR19RHCHP- NLA	NLA - Main Rail, Head End - Right Side	1	1
8		MNR19LHCHP- NLA	NLA - Main Rail, Head End - Left Side	1	1
9		MNR19RHCFP- NLA	NLA - Main Rail, Foot End - Right Side	1	1
10		MNR19LHCFP-N LA	NLA - Main Rail, Foot End - Left Side	1	1
11		MTRMNTHCPN T-NLA	NLA - Tube, Head Motor Mount	1	1
12	D	MTRBRACKP1	Bracket, Motor Mount, Floating	1	1
13		KITHOMECARE	Kit, Hardware	1	1
14		MTRDRVVTUBEG LI-NLA	NLA - Glide, Tube - Hilo Drive	1	1
15		LNK0015PNT-N LA	NLA - Drive Tube Linkage	1	1
16		LNK0016PNT	Leg Linkage, Die Cast	1	1

NOTE: A - Used Before 8/30/01.
 B - Used After 8/30/01.
 C - Used After 4/25/01
 D - Order through SFI Medical Solutions.

Steel and Frame Parts - BC2380/76 - (continued)









Steel and Frame Parts - BC2380/76 - (continued)

Item Number	Note	Part Number	Description	Quantity Per	
				Package	Assembly
1	A	LEG0005PNT-NLA	NLA - HILO Leg	1	1
2	A	LEG0014LPNT-NLA	NLA - Leg, Die Cast - Left Side	1	1
3	A	LEG0014RPNT-NLA	NLA - Die Cast Leg - Right Side	1	1
4		WHLEW1520RRB	Caster, Locking	1	1
5		WHLEW1520R	Caster, Non-Locking (3")	1	1
6	B	MNT0018PNT	Crank Mount Plate, Painted	1	1
7		CRKMTRHILOASY	Handle, Crank - Emergency	1	1
8		1186525	Post, Head	1	1
9		1186524	Post, Foot	1	1
10		KIT78	Kit, Head & Foot Board Mounting Hardware	1	1
			Knob, Three Arm	1	2
11		GLDBEDFOOT	Foot, Bed - Rubber Santoprene	1	1
12		1186862	Plug, Under Bed Foot	1	1
13		PIN380212	Clevis Pin (3/8 x 2-1/2" L)	1	1
14		PINBOW516	Pin, Cotter, Bowtie	1	1
15		MATTKPRKIT	Kit, Mattress Keeper, Left and Right Corners	1	1
			Mattress Keeper, Left Corner	1	2
			Mattress Keeper, Right Corner	1	2
16	C	KIT19EECHOE-NLA	NLA - Kit, Extension - Electric (4") (Includes one Emergency Crank Handle. Must order DECK00-05K-IT or Kit will not work)	1	1
17	D	GLDBUMPER	Rubber Bed Foot & Wall Bumper (Optional, 2 per Wireform)	1	1
18		WBB00076ECHOP-NLA	NLA - Wireform, 76"	1	1
19		WBB80ECHOP	Wire Form Wall Bumper, 80"	1	1

NOTE: A - After 4/25/01
 B - Order through SFI Medical Solutions.
 C - Includes 1 Override Extension Crank Handle. Must also order DECK00-05K-IT or this kit will not work.
 D - Rubber Bumper for Wireforms are optional. (2 per Wireform).

Steel and Frame Parts - BD2380/76



SICC_103A

Steel and Frame Parts - BD2380/76

Item Number	Note	Part Number	Description	Quantity Per	
				Package	Assembly
1	A	GATHEADLHAS SY-NLA	NLA - Head Gatch (Pushpin on end of round tube)	1	1
2	B	1185149	Head Gatch Assembly (Black Insert w/ Steel Pin)	1	1
3	A	GATHFOOTELH ASY-NLA	NLA - Foot Gatch (Pushpin on end of round tube)	1	1
4	B	GATFOOTASSY 1-NLA	NLA - Foot Gatch (Black Insert with Steel Pin)	1	1
5	C	HILO0005EPNT	Hilo Gatch, Manual/Electric	1	1
6	D	LEG0015	Hilo Leg Assembly Both	1	1
7	C	TBR118164112P	Hilo Drive Tube	1	1
8		LNK0015PNT-N LA	NLA - Drive Tube Linkage	1	1
9		LNK0016PNT	Leg Linkage, Die Cast	1	1
NOTE: A - Used Before 8/31/01 B - Used After 8/30/01 C - Order through SFI Medical Solutions D - After 4/24/00					

Steel and Frame Parts - BD2380/76 - (continue)

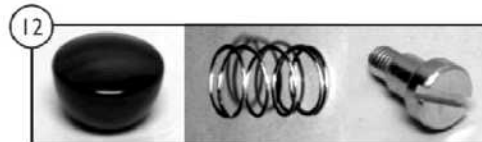









Steel and Frame Parts - BD2380/76 - (continue)


Item Number	Note	Part Number	Description	Quantity Per	
				Package	Assembly
1	A	LEG0005ASSY-NLA	NLA - Hilo Leg ("H" Leg)	1	1
2	A	LEG0014LPNT-NLA	NLA - Leg, Die Cast - Left Side	1	1
3	A	LEG0014RPNT-NLA	NLA - Die Cast Leg - Right Side	1	1
4		WHLEW1520RR B	Caster, Locking	1	1
5		WHLEW1520R	Caster, Non-Locking (3")	1	1
6	B	MNT0018PNT	Crank Mount Plate, Painted	1	1
7		CRKMTRHILOASY	Handle, Crank - Emergency	1	1
8		1186516	Crank Handle	1	1
9		1186525	Post, Head	1	1
10		1186524	Post, Foot	1	1
11		KIT78	Kit, Head & Foot Board Mounting Hardware	1	1
			Knob, Three Arm	1	2
12		GLDBEDFOOT	Foot, Bed - Rubber Santoprene	1	1
13		1186862	Plug, Under Bed Foot	1	1
14		PIN380212	Clevis Pin (3/8 x 2-1/2" L)	1	1
15		PINBOW516	Pin, Cotter, Bowtie	1	1
16		MATTKPRKIT	Kit, Mattress Keeper, Left and Right Corners	1	1
			Mattress Keeper, Left Corner	1	2
			Mattress Keeper, Right Corner	1	2
17	C	IHECTA-NLA	NLA - Trapeze Adapter	1	1
18	D	KIT19EECHOM-NLA	NLA - Kit, Extension - Manual (4") (Includes three Extension Crank Handles. Must order DECK00-05K-IT or Kit will not work.)	1	1
18	E	KIT19EECHOE-NLA	NLA - Kit, Extension - Electric (4") (Includes one Emergency Crank Handle. Must order DECK00-05K-IT or Kit will not work)	1	1
19	F	GLDBUMPER	Rubber Bed Foot & Wall Bumper (Optional, 2 per Wireform)	1	1
20		FRENCHERMAL E-NLA	NLA - Plate, Frencher - Male	1	1
21		WBB00076ECH OP-NLA	NLA - Wireform, 76"	1	1
22		WBB80ECHOP	Wire Form Wall Bumper, 80"	1	1

NOTE: A - After 4/20/00
B - Order through SFI Medical Solutions.
C - Includes Adapter, Frame, Mounting Hardware and 2 Male Frencher Plates.
D - Includes 3 Extension Crank Handles. Must also order DECK00-05K-IT or kit will not work.
E - Includes 1 Extension Override Crank Handle. Must also order DECK00-05K-IT or kit will not work.
F - Rubber Bumper for Wireforms are optional (2 per Wireform).

Bed Rails - BC1180/76








SICC_114A




Bed Rails - BC1180/76

Item Number	Note	Part Number	Description	Quantity Per	
				Package	Assembly
1		IHECRLAS	Assist Rails (Pair)	1	1
2		RAILSAELT-NLA	NLA - Assist Rail Assembly - Left Side	1	1
3		RAILSAERT-NL A	NLA - Assist Rail Assembly - Right Side	1	1
4		RLBRACKAEP- NLA	NLA - Bracket, Mounting, Assist Rail - Left Side	1	1
5		RRBRACKAEP- NLA	NLA - Bracket, Mounting, Assist Rail - Right Side	1	1
6		RLBRACKASTR P-NLA	NLA - Punched Bracket, No Guard - Left Hand	1	1
7		RRBRACKASTR P-NLA	NLA - Punched Bracket, No Guard - Right Hand	1	1
8		IHECBAAS	Set of Assist Bars	1	1
9		RAILABLT-NLA	NLA - Assist Bar - Left Side	1	1
10		RAILABRT-NLA	NLA - Assist Bar - Right Side	1	1
11		KITASSISTR1	Kit, Assist Rail Mounting Hardware	1	1
12		1189259	Kit, Knob - Ball	1	1
			Bolt, Shoulder, Socket Head (1/2-12)	1	1
			Spring, Compression	1	1
			Knob, Black Ball	1	1
13		1165067	Package, Assist Spring	10	1
14		1165068	Package, End Plug	10	1

Bed Rails - BC2380/76




SICC_115A



Bed Rails - BC2380/76

Item Number	Note	Part Number	Description	Quantity Per	
				Package	Assembly
1		RAILSASSTAEP R	Assist Rails (Pair), "U" Bracket Style	1	1
2		RAILSASSTAEL T-NLA	NLA - Assist Rail - Left Side	1	1
3		RAILSASSTAER T-NLA	NLA - Assist Rail - Right Side	1	1
4		KITASSISTR1	Kit, Assist Rail Mounting Hardware	1	1
5		RLBRACKASSIS T-NLA	NLA - U Bracket, Three Position - Left Only	1	1
6		RRBRACKASSI ST-NLA	NLA - U Bracket, Three Position - Right Only	1	1
7		RLBRACKASTR UP-NLA	NLA - U Bracket, No Guard - Left Hand Only	1	1
8		RRBRACKASTR UP-NLA	NLA - U Bracket, No Guard - Right Hand Only	1	1
9		1189259	Kit, Knob - Ball	1	1
			Bolt, Shoulder, Socket Head (1/2-12)	1	1
			Spring, Compression	1	1
			Knob, Black Ball	1	1
10		1165067	Package, Assist Spring	10	1
11		1165068	Package, End Plug	10	1

Bed Rails - BD2380/76



SICC_117A


Bed Rails - BD2380/76

Item Number	Note	Part Number	Description	Quantity Per	
				Package	Assembly
1		RAILSASSTAEP R	Assist Rails (Pair), "U" Bracket Style	2	1
2		RAILSASSTAEL T-NLA	NLA - Assist Rail - Left Side	1	1
3		RAILSASSTAER T-NLA	NLA - Assist Rail - Right Side	1	1
4		RAILSBARPRU	Assist Bars (Pair), "U" Bracket	2	1
5		KITASSISTR1	Kit, Assist Rail Mounting Hardware	1	1
6		RLBRACKASTR UP-NLA	NLA - U Bracket, No Guard - Left Hand Only	1	1
7		RRBRACKASSI ST-NLA	NLA - U Bracket, Three Position - Right Only	1	1
8		RLBRACKASTR UP-NLA	NLA - U Bracket, No Guard - Left Hand Only	1	1
9		RRBRACKASTR UP-NLA	NLA - U Bracket, No Guard - Right Hand Only	1	1
10		IHECRLFUL-NL A	NLA - Full Rails (Pair)	2	1
		RAILS0080FE1L -NLA	NLA - Full Rail, Left Side	1	1
		RAILS0080FE1R -NLA	NLA - Full Rail, Right Side	1	1
11		IHECRLPAR-NL A	NLA - Partial Rails (Pair)	2	1
		RAILS0080PE1L -NLA	NLA - Partial Rail, Left Side	1	1
		RAILS0080PE1 R-NLA	NLA - Partial Rail, Right Side	1	1
12		SRA0001-NLA	NLA - Short Rail Arm, Right/Left	1	1
13		LRA0001L-NLA	NLA - Long Rail Arm, Left	1	1
14		LRA0001R-NLA	NLA - Long Rail Arm, Right	1	1
15		RLNK0001FASS Y-NLA	NLA - Rail Linkage Assembly, Full	1	1
16		RLNK0001FPNT -NLA	NLA - Rail Linkage, Full Rail	1	1
17	A	RLNK0001PASS Y-NLA	NLA - Rail Linkage Assembly, Partial	1	1
18		RLNK0001PPNT -NLA	NLA - Rail Linkage, Partial Rail	1	1
19	B	HRL0001A	Head End Side Rail Linkage	1	1
20		SPRML324A-NL A	NLA - Spring, Extension	1	1
21		1189259	Kit, Knob - Ball	1	1
			Bolt, Shoulder, Socket Head (1/2-12)	1	1
			Spring, Compression	1	1
			Knob, Black Ball	1	1
22		1165067	Package, Assist Spring	10	1
23		1165068	Package, End Plug	10	1

Bed Rails - BD2380/76

Item Number	Note	Part Number	Description	Quantity Per	
				Package	Assembly
24		RDFL0001-NLA	NLA - Deflector, Rail	1	1
NOTE: A - Specify Left or Right Side. B - Order through SFI Medical Solutions					

Bed Rails - BE1180/76 - BE2180/76



SICC_118A

Bed Rails - BE1180/76 - BE2180/76

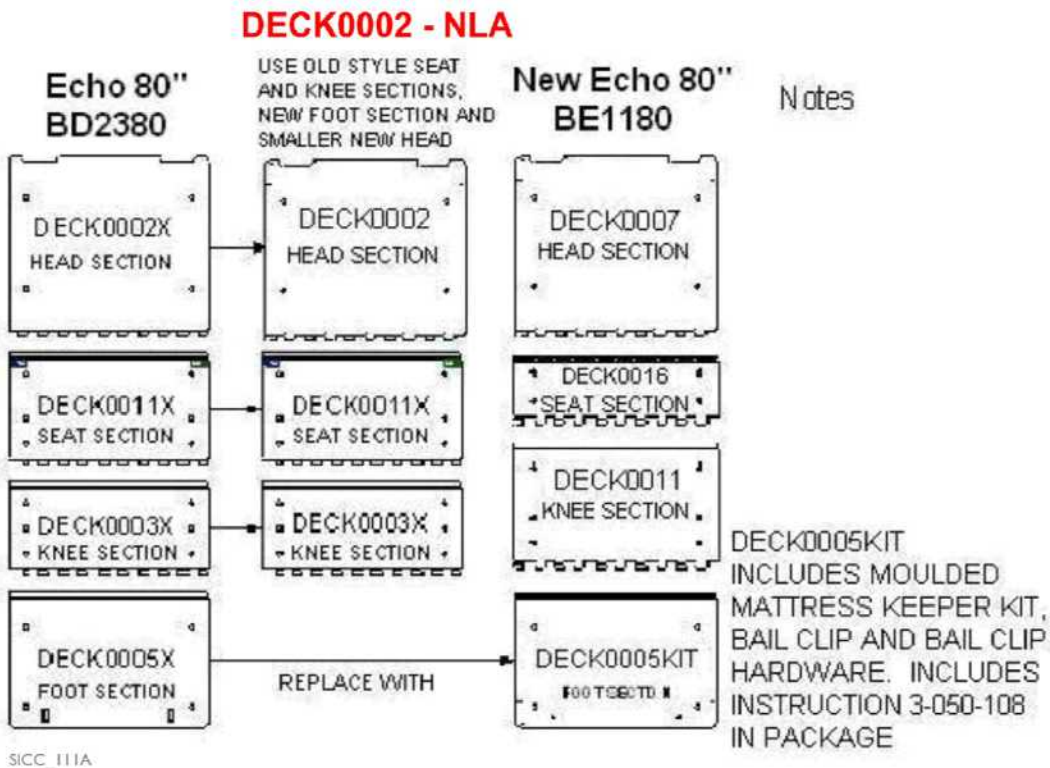
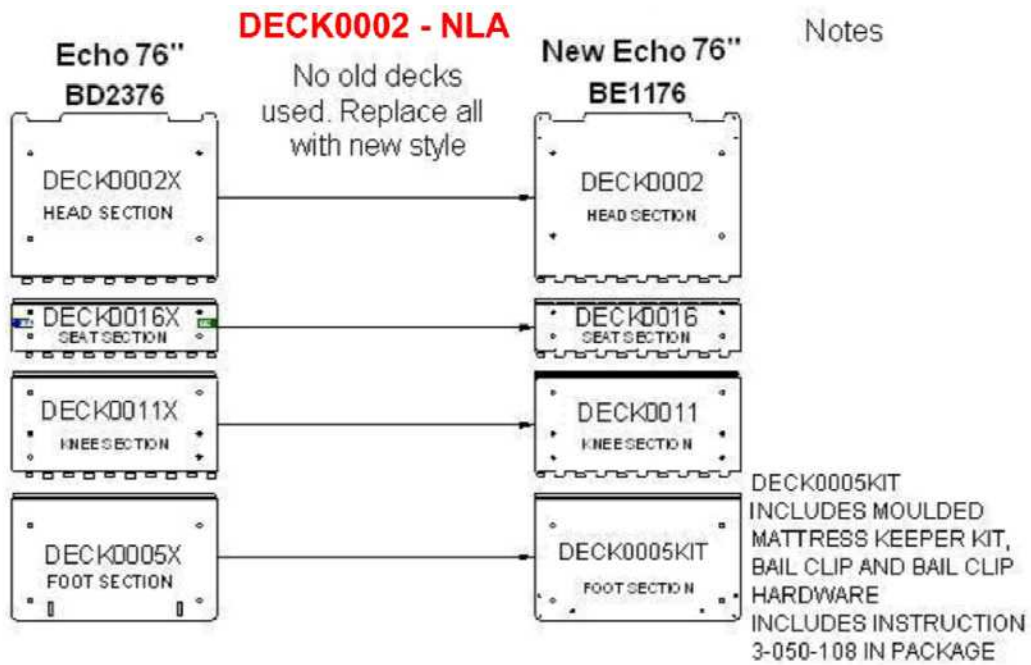
Item Number	Note	Part Number	Description	Quantity Per	
				Package	Assembly
1		IHECRLAS	Assist Rails (Pair)	1	1
2		RAILSAELT-NLA	NLA - Assist Rail Assembly - Left Side	1	1
3		RAILSAERT-NL A	NLA - Assist Rail Assembly - Right Side	1	1
4		IHECBAAS	Set of Assist Bars	1	1
5		RAILABLT-NLA	NLA - Assist Bar - Left Side	1	1
6		RAILABRT-NLA	NLA - Assist Bar - Right Side	1	1
7		KITASSISTR1	Kit, Assist Rail Mounting Hardware	1	1
8		RLBRACKAEP-NLA	NLA - Bracket, Mounting, Assist Rail - Left Side	1	1
9		RRBRACKAEP-NLA	NLA - Bracket, Mounting, Assist Rail - Right Side	1	1
10		RLBRACKASTR P-NLA	NLA - Punched Bracket, No Guard - Left Hand	1	1
11		RRBRACKASTR P-NLA	NLA - Punched Bracket, No Guard - Right Hand	1	1
12		IHECRLFUL-NL A	NLA - Full Rails (Pair)	1	1
12		RAILS0080FE1L -NLA	NLA - Full Rail, Left Side	1	1
12		RAILS0080FE1R -NLA	NLA - Full Rail, Right Side	1	1
13		IHECRLPAR-NL A	NLA - Partial Rails (Pair)	1	1
13		RAILS0080PE1L -NLA	NLA - Partial Rail, Left Side	1	1
13		RAILS0080PE1 R-NLA	NLA - Partial Rail, Right Side	1	1
14		KIT66	Kit, Bracket Rail Bumper	1	1
			Bracket, Rail Bumper	1	4
			Nut, Hex, Flange (5/16-18)	1	4
			Washer, Flat (11/32 x 1-1/4 x 1/8)	1	4
			Bolt, Carriage (5/16-18 x 2-1/4")	1	4
			Anti-Rattle, Rail Spindle	1	4
			Side Rail Arm Holder	1	4
15		SRA0001-NLA	NLA - Short Rail Arm, Right/Left	1	1
16		LRA0001L-NLA	NLA - Long Rail Arm, Left	1	1
17		LRA0001R-NLA	NLA - Long Rail Arm, Right	1	1
18		RLNK0001FASS Y-NLA	NLA - Rail Linkage Assembly, Full	1	1
19		RLNK0001FPNT -NLA	NLA - Rail Linkage, Full Rail	1	1
20		RLNK0001PASS Y-NLA	NLA - Rail Linkage Assembly, Partial	1	1
21		RLNK0001PPNT -NLA	NLA - Rail Linkage, Partial Rail	1	1
22	A	HRL0001A	Head End Side Rail Linkage	1	1

Bed Rails - BE1180/76 - BE2180/76

Item Number	Note	Part Number	Description	Quantity Per	
				Package	Assembly
23		SPRML324A-NL A	NLA - Spring, Extension	1	1
24		1189259	Kit, Knob - Ball	1	1
			Bolt, Shoulder, Socket Head (1/2-12)	1	1
			Spring, Compression	1	1
			Knob, Black Ball	1	1
25		1165067	Package, Assist Spring	10	1
26		1165068	Package, End Plug	10	1

NOTE: A - Order through SFI Medical Solutions.

Echo Decks Service Parts Replacement Guide



Invacare Corporation

www.invacare-icg.com



Yes, you can.

One Invacare Way
Elyria, Oh USA
44035-4190
800-668-2337

Technical Support:
800-668-2337
Customer Service:
800-668-2337

Fax Orders To:
877-657-2470

© 2018 Invacare Corporation. All rights reserved. Republication, duplication or modification in whole or in part is prohibited without prior written permission from Invacare. Trademarks are identified by ™ and ®. All trademarks are owned by or licensed to Invacare Corporation or its subsidiaries unless otherwise noted. (Revised 01/8/18)

Form No. 09-081ICCI